


Giant Breed Dog Emergency Checklist

Emergency Contacts


 **Your Vet's Emergency Number** – *(Save it in your phone)*

 **Nearest 24-Hour Emergency Clinic** – *(Know the location)*

Poison Control Hotlines:

- **ASPCA Animal Poison Control** – 1-888-426-4435
- **Pet Poison Helpline** – 1-855-764-7661

Emergency Signs – When to Act Immediately

 Call your vet if your dog shows any of the following:

- Difficulty breathing or excessive panting
- Sudden collapse or inability to stand
- Bloating, distended abdomen, or unproductive retching
- Seizures or unresponsiveness
- Excessive vomiting or diarrhea (especially with blood)
- Severe pain (whining, restlessness, or guarding an area)

Essential Emergency Kit for Giant Breed Dogs

First Aid Supplies

- Bandages (self-adhesive, non-stick pads)
- Antiseptic wipes or spray
- Digital thermometer (rectal)
- Tweezers & tick remover
- Saline solution (for eye flushing & wound cleaning)

Medications & Records


- Prescribed medications (store in a waterproof bag)
- Copies of vet records & vaccination history
- Activated charcoal (if advised by a vet for poisoning cases)

Handling & Transport

- Large blanket or stretcher (for safe transport)
- Muzzle (to prevent biting if the dog is in pain)
- Emergency harness or sling for mobility support

Dog-Specific First Aid Knowledge

- CPR & Heimlich maneuver for dogs (consider keeping a reference guide)
- How to stabilize a dog in shock before transport

 **TIP:** Keep this kit in a waterproof container and store it in an easy-to-access location. Review and update it every 6 months!